

Broadview Dark Horse LP

November 30, 2024

Ewing Morris & Co. is a value driven investment firm established in 2011. The firm manages equity and credit strategies with a focus on North American small and mid-cap companies. The firm is employee-owned, and partners are invested alongside clients, accounting for around 20% of the firm's invested capital. The firm manages investments for individuals as well as charitable organizations, institutions, and corporations.

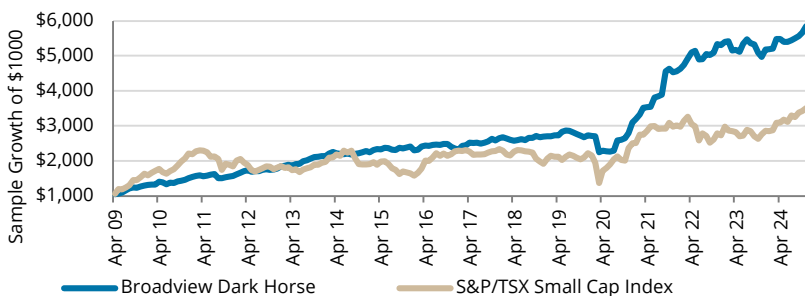
STRATEGY

The Dark Horse is a low net exposure North American long-short fund focused on small cap companies. This strategy is capital structure agnostic and seeks "equity-like" returns. The investment approach is to look for structural, nuanced or temporal inefficiencies, conduct deep research and pursue company involvement as a back-up plan. Investment opportunities are reviewed through a private market value lens.

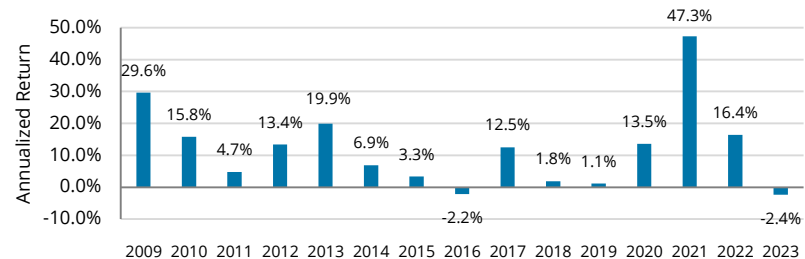
COMPOUND RETURNS SINCE INCEPTION (CAD)¹

FUND	YTD	1 year	3 years	5 years	Since Inception	Volatility
Dark Horse Fund	13.0%	17.7%	8.9%	17.0%	11.9%	10.3%
S&P/TSX Small Cap Index	22.9%	27.5%	5.7%	10.8%	8.4%	19.4%

NET RETURNS SINCE INCEPTION (CAD)¹



CALENDAR YEAR RETURNS² SINCE INCEPTION (CAD)¹



■ Broadview Dark Horse

KEY FUND DATA

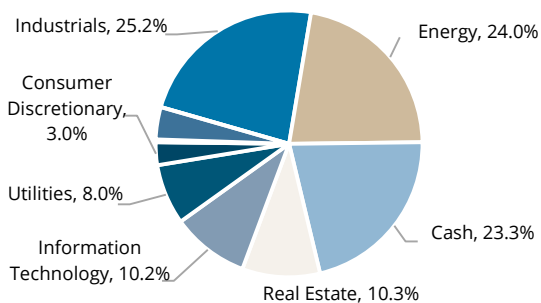
Investors	Available to Accredited Investors
Total Firm AUM*	\$925 M
Portfolio Manager	Anthony Hammill and John Ewing
Inception Date	April 3, 2009
Geographic Region	North America
Benchmark	S&P/TSX Small Cap Index
Management Fee	A Class: 1.65%
Incentive Fee	20% profit allocation
Hurdle Rate	Higher of 3% / BoC Rate
High Water Mark	Yes, perpetual
Subscriptions	Monthly
Redemptions	Monthly
Lock-up	None
# of Holdings	47
Top 10 Holdings	53.3%
Cash Position	23.3%
Positive months	131
Negative months	57
Sharpe Ratio	0.8%

PORTFOLIO CHARACTERISTICS

Gross Long	103.7%
Gross Short	26.9%
Net Long	76.7%

GEOGRAPHIC MIX	LONG	SHORT
Canada	102.2%	22.0%
USA	1.5%	4.9%

SECTOR ALLOCATION (NET)



CONTACT DETAILS

Ewing Morris & Co. Investment Partners Ltd.
1407 Yonge St., Suite 500
Toronto, ON, Canada
M4T 1Y7
T: 416.640.2791

Darcy Morris
Co-Founder and CEO
darcymorris@ewingmorris.com

Disclaimer

¹Returns reflect Class A – Master Series, net of fees and expenses.

²2009 represents the return since inception of the Fund to December 31, 2009.

Sharpe Ratio is a hypothetical measure of excess return. The Canada 3-month treasury bill rate is used as the risk-free rate of return in calculating Sharpe Ratio.

Inception date of the strategy is April 3, 2009. Where the performance period is longer than 12 months, returns are annualized. Percentages may not add up to 100%, as they are rounded to the nearest percent. We have listed the S&P/TSX Small Cap Index as the benchmark as this is a widely known and commonly used index for the Canadian Small Cap equity market. This benchmark index is provided for information purposes only and comparisons to benchmarks and indices have limitations. Investing equity securities is the primary strategy for the Fund, however the Fund does not invest in all, or necessarily any, of the securities that compose the referenced benchmark indices, and the Fund's portfolio may contain, among other things, options, short positions and other securities, concentrated levels of securities and may employ leverage not found in these indices. As a result, no market indices are directly comparable to the results of the Fund. Returns are unaudited. This letter does not constitute an offer to sell units of any Ewing Morris Fund, collectively, "Ewing Morris Funds". Units of Ewing Morris Funds are only available to investors who meet investor suitability and sophistication requirements. While information prepared in this report is believed to be accurate, Ewing Morris & Co. Investment Partners Ltd. makes no warranty as to the completeness or accuracy nor can it accept responsibility for errors in the report. This report is not intended for public use or distribution. There can be no guarantee that any projection, forecast or opinion will be realized. All information provided is for informational purposes only and should not be construed as personal investment advice. Users of these materials are advised to conduct their own analysis prior to making any investment decision. Past performance does not guarantee future results. Benchmark source: Capital IQ.

*Firm AUM includes the fair market value (\$194m CAD) of properties managed by the joint venture between Patoma Inc. and Ewing Morris, of which an affiliate of Ewing Morris owns 50%. Also included are the Assets Under Management (\$230m CAD) of Aventine Investment Counsel, a wholly owned subsidiary of Ewing Morris which was acquired in July 2024.